

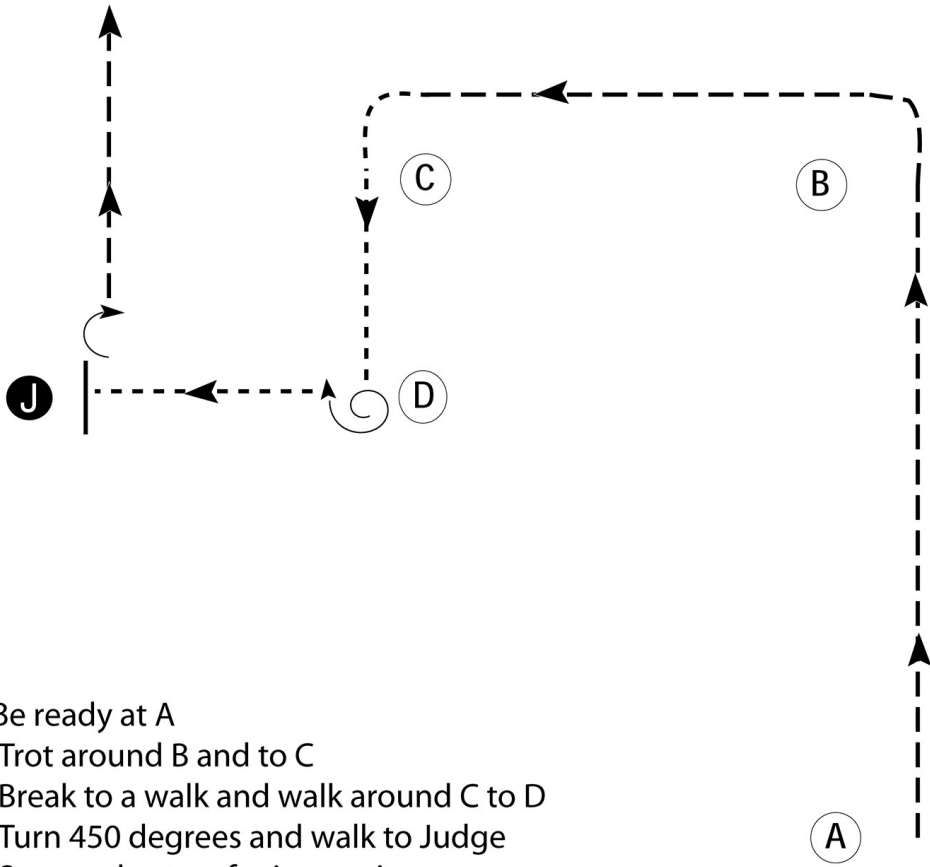
# Lets Go Show May

## Showmanship

Show Date: 05-22-2026

w w w . H o r s e S h o w P a t t e r n s . c o m

w w w . H o r s e S h o w P a t t e r n s . c o m



1. Be ready at A
2. Trot around B and to C
3. Break to a walk and walk around C to D
4. Turn 450 degrees and walk to Judge
5. Stop and set up for inspection
6. When dismissed, turn 90 degrees and trot away from judge

Walk    - - - - -

Trot    - - - - -

Back    ←

Marker    (B)

Judge    (J)

[S/2-30]

Pattern Provided by:  
*Show Management*

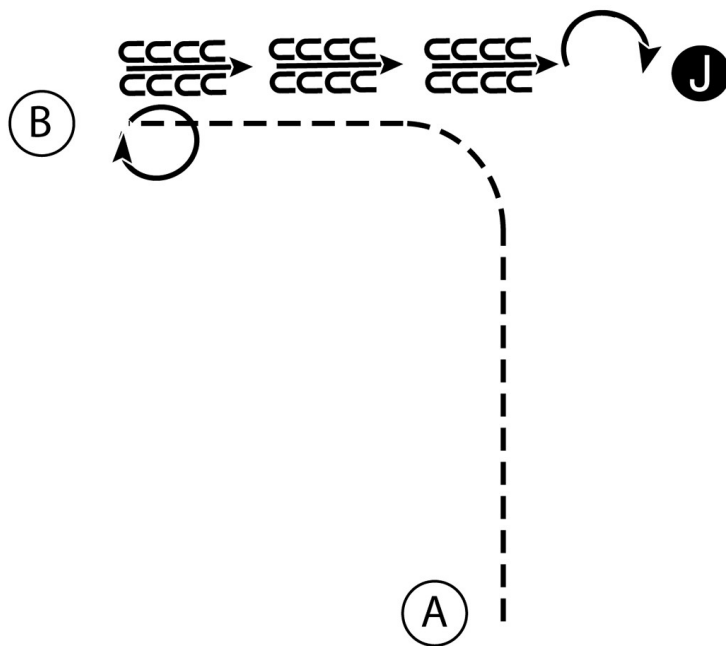
# Lets Go Show May

## Ranch Showmanship

Show Date: 05-22-2026

w w w . H o r s e S h o w P a t t e r n s . c o m

w w w . H o r s e S h o w P a t t e r n s . c o m



1. Trot from A to B.
2. Stop and perform a 360 degree turn.
3. Back to the Judge, perform a 180 degree turn and set up for inspection.
4. When dismissed follow instructions from the ring steward.

Walk .....  
Trot - - - - -  
Back ← CCCC  
Marker (B)  
Judge (J)

[S/3-13]

Pattern Provided by:  
*Show Management*

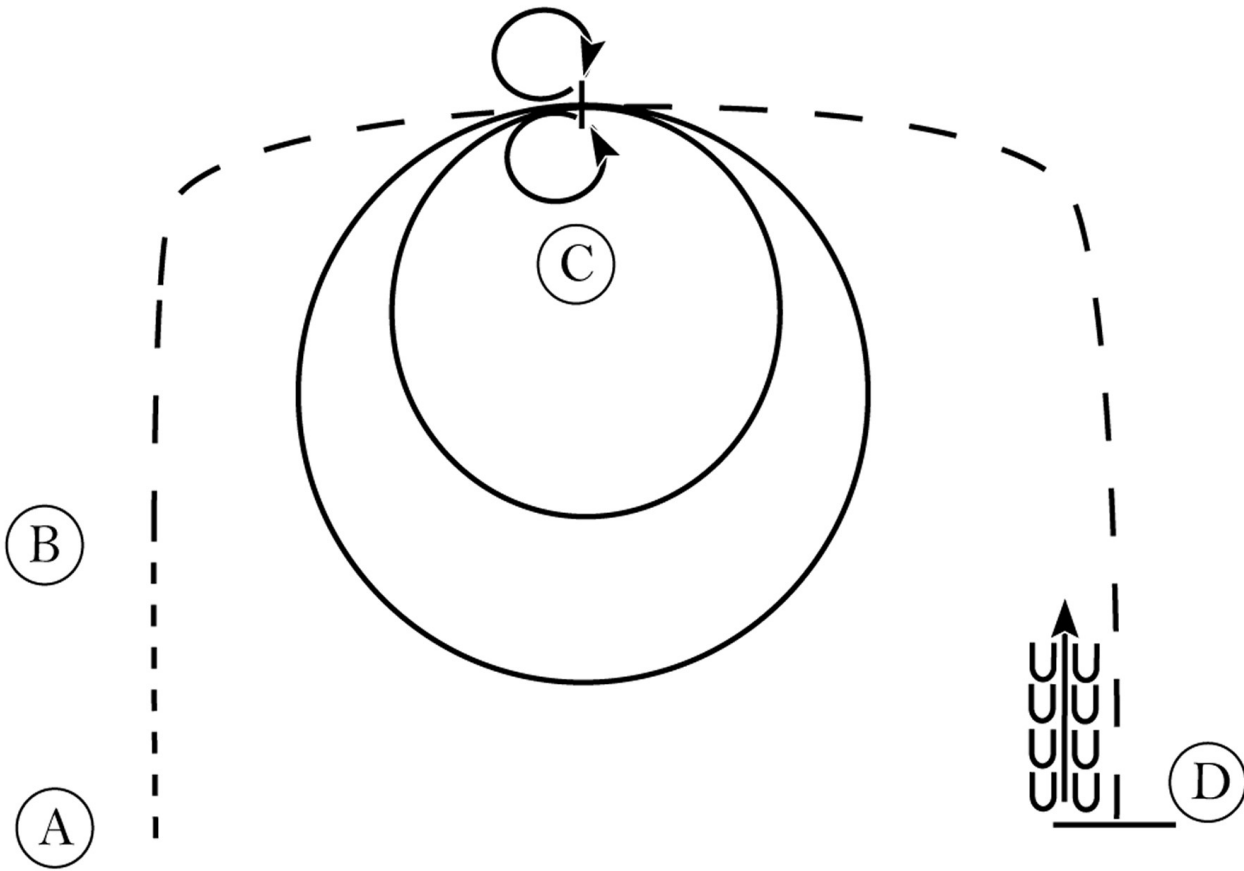
# Lets Go Show May

## Western Horsemanship W/J/L

Show Date: 05-22-2026

w w w . H o r s e S h o w P a t t e r n s . c o m

w w w . H o r s e S h o w P a t t e r n s . c o m



1. Jog A to B
2. At B extend the jog to C
3. Stop at C and perform a 360 degree turn to the left
4. Lope a small, slow circle around C on the left lead
5. Stop at C and perform a 360 degree turn to the right
6. Lope a circle with speed around C on the right lead
7. At C extend the jog to D
8. Stop at D and back approximately one horse length.

Walk	.....
Jog	-----
Extended Jog	-----
Lope	—————
Leg Yield	
Lead Change	↘
Back	←←←←←
Marker	⊙
Sidepass	←←←←←

[WH/3-15]

Pattern Provided by:  
*Show Management*

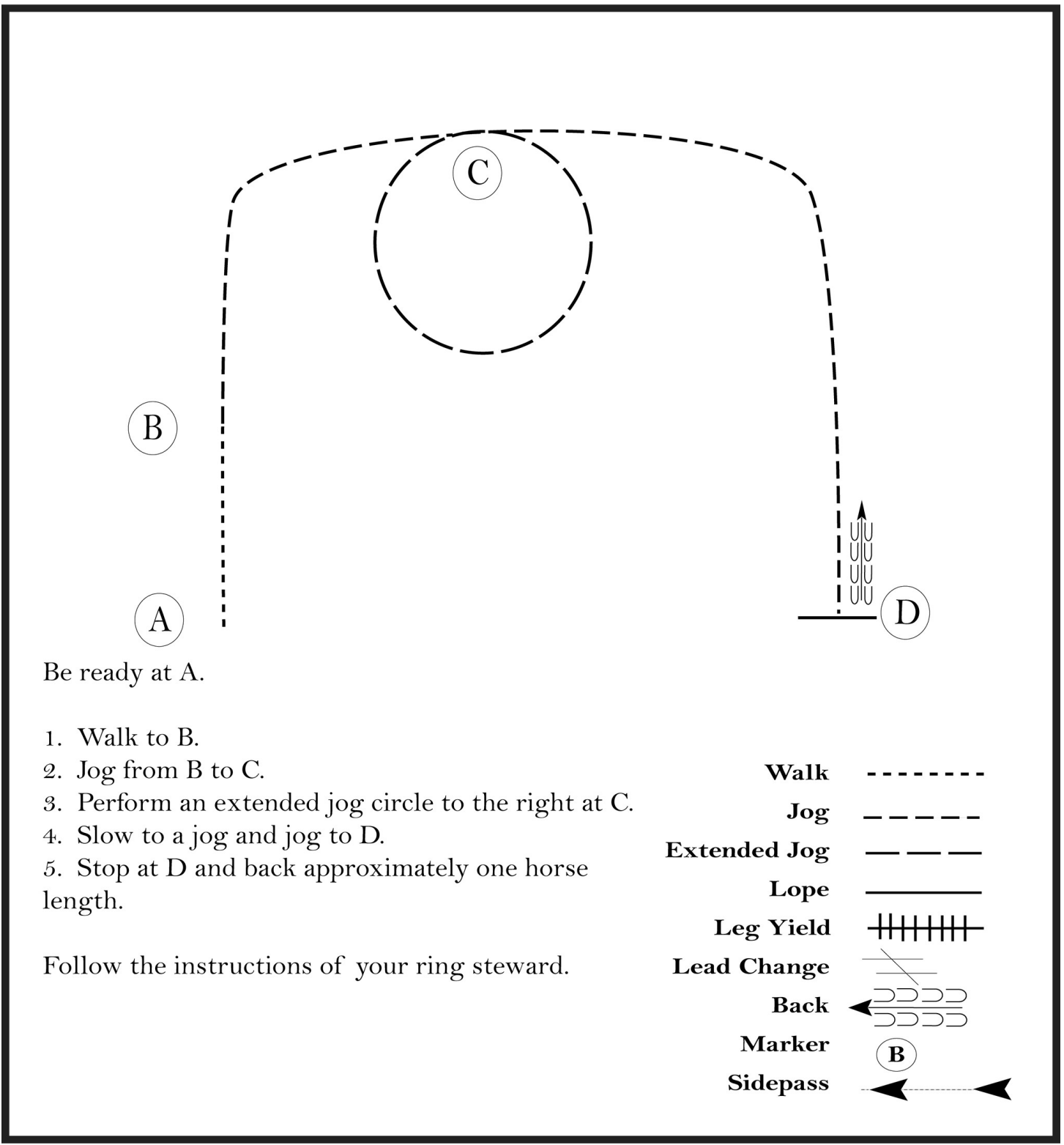
# Lets Go Show May

## Western Horsemanship W/J

Show Date: 05-22-2026

w w w . H o r s e S h o w P a t t e r n s . c o m

w w w . H o r s e S h o w P a t t e r n s . c o m



Be ready at A.

1. Walk to B.
2. Jog from B to C.
3. Perform an extended jog circle to the right at C.
4. Slow to a jog and jog to D.
5. Stop at D and back approximately one horse length.

Follow the instructions of your ring steward.

<b>Walk</b>	-----
<b>Jog</b>	- - - - -
<b>Extended Jog</b>	- - - - -
<b>Lope</b>	—————
<b>Leg Yield</b>	
<b>Lead Change</b>	— / —
<b>Back</b>	← ← ← ← ←
<b>Marker</b>	⊙ B
<b>Sidepass</b>	← — — — — ←

[WH/WT-33]

**Pattern Provided by:**  
*Show Management*

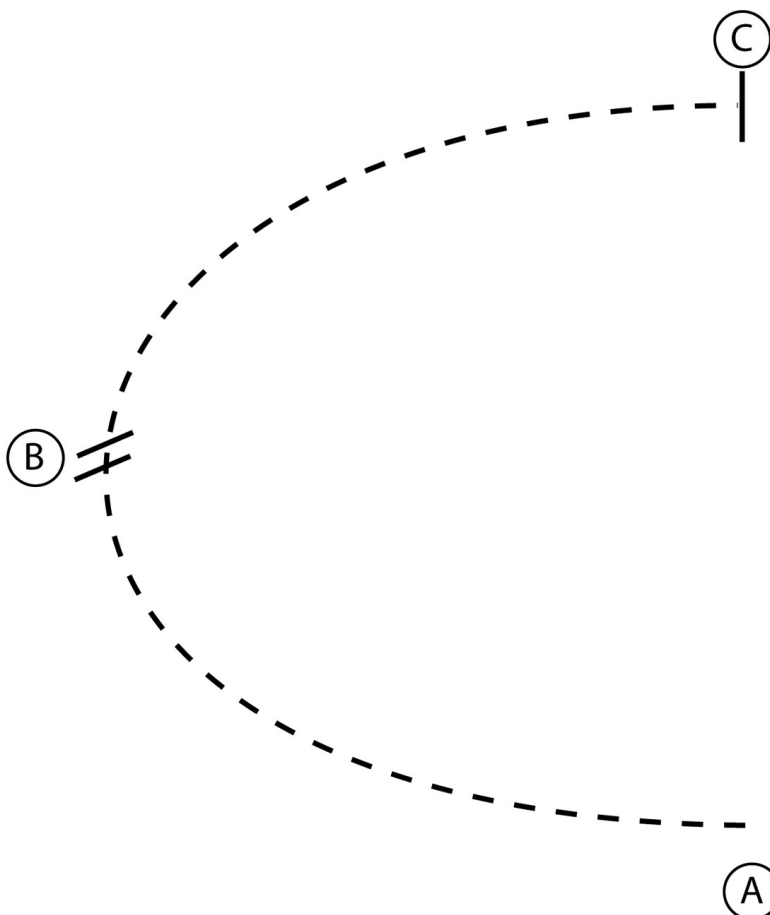
# Lets Go Show May

## Hunt Seat Equitation W/T

Show Date: 05-22-2026

w w w . H o r s e S h o w P a t t e r n s . c o m

w w w . H o r s e S h o w P a t t e r n s . c o m



1. Posting trot A to B on the right diagonal
2. At B change diagonals and continue to C
3. Stop at C

Walk	.....
Trot	-----
Extended Trot	-----
Canter	=====
Leg Yield	
Lead Change	///
Back	← ← ← ← ← ← ← ←
Marker	(B)
Sidepass	←-----→

[HSE/WT-9]

Pattern Provided by:  
*Show Management*

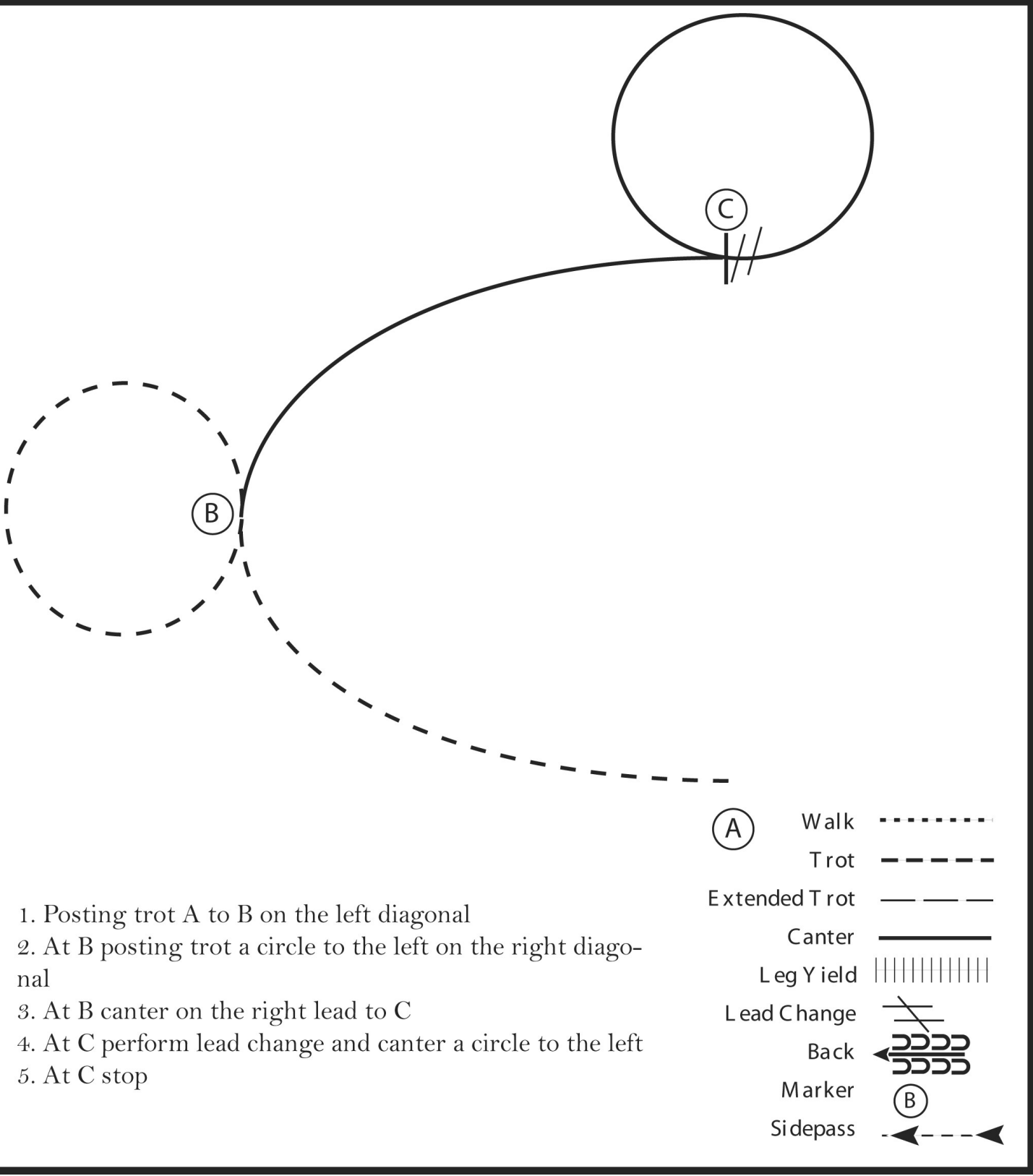
# Lets Go Show May

## Hunt Seat Equitation W/T/C

Show Date: 05-22-2026

w w w . H o r s e S h o w P a t t e r n s . c o m

w w w . H o r s e S h o w P a t t e r n s . c o m



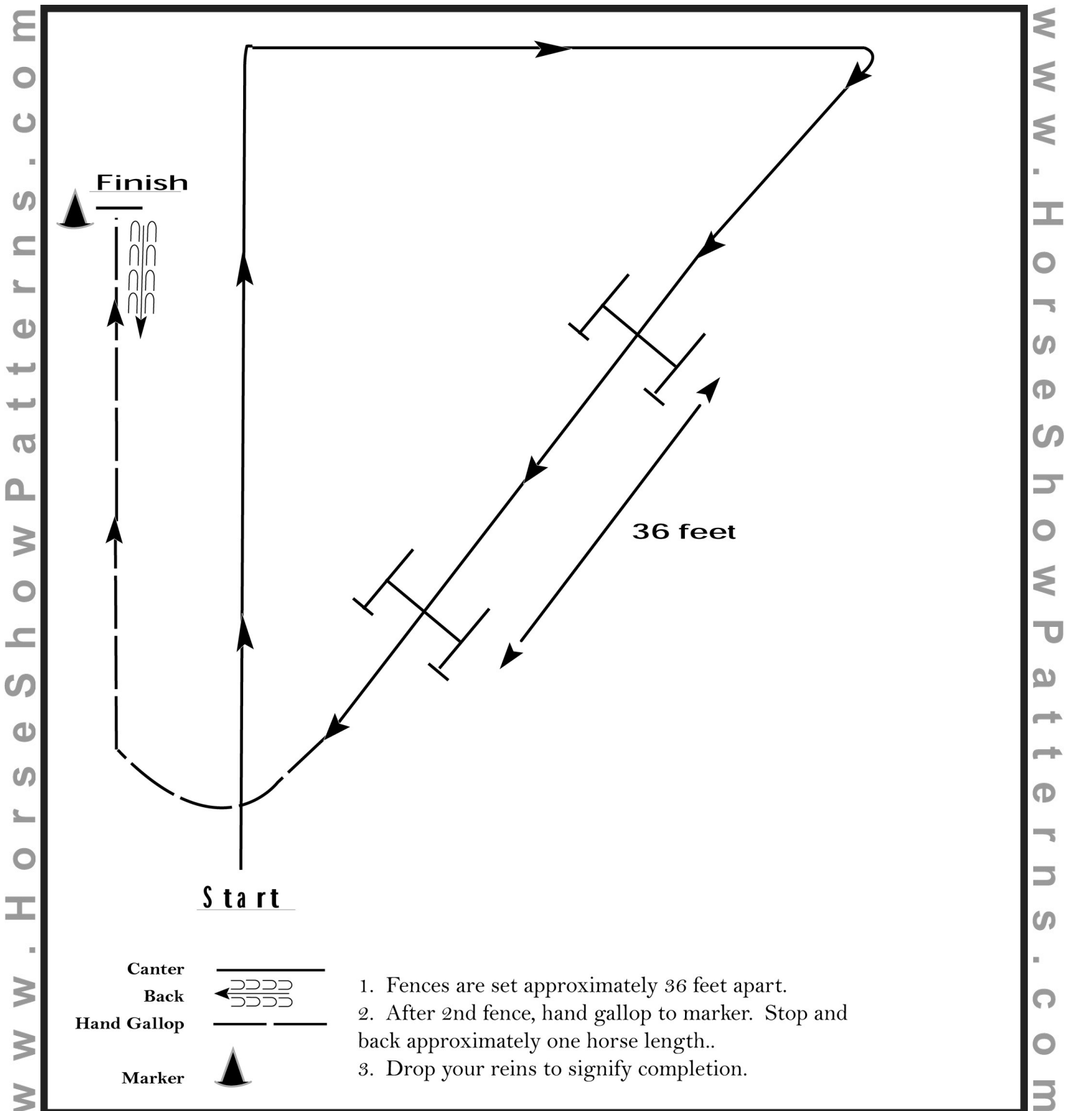
[HSE/2-19]

Pattern Provided by:  
*Show Management*

# Lets Go Show May

## Hunter Hack

Show Date: 05-22-2026



[HH/36-16]

**Pattern Provided by:**  
*Show Management*

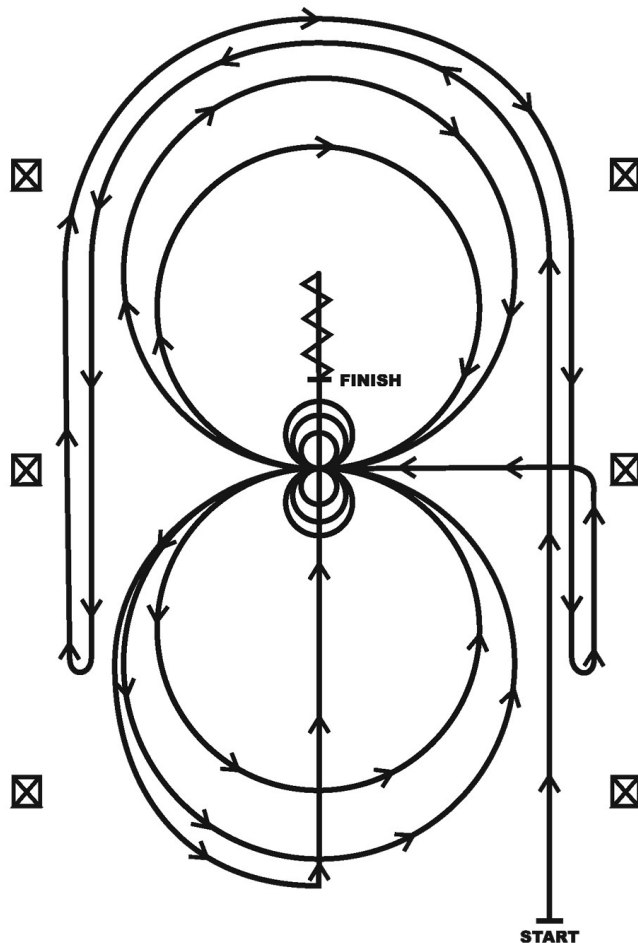
# Lets Go Show May

## Reining

Show Date: 05-22-2026

### REINING PATTERN B

Approved only for Level I Youth & Amateur, Youth I3 & Under



1. Beginning, lope straight up the right side of the arena, circle the top of the arena straight down the opposite or left side of the arena past the center marker and do a right rollback—no hesitation.
2. Continue straight up the left side of the arena circle back around the top of the arena run straight down the right side of the arena past the center marker and do a left rollback—no hesitation.
3. Continue up the right side of the arena to the center marker, at the center marker the horse should be on the left lead and complete two circles to the left, one large fast and one small slow. Stop at center
4. Complete three spins to the left. Hesitate.
5. Complete two circles to the right, one large fast and one small slow. Stop at center.
6. Complete three spins to the right. Hesitate.
7. Begin a large circle to the left, do not close the circle. Continue up the center of the arena past the center marker and do a sliding stop. 8. Back up at least ten feet. Hesitate to demonstrate completion of the pattern. See the Judges' Guide for a summary of other allowances made in the Handbook.

[R/AQHAP-B]

Pattern Provided by:

Show Management

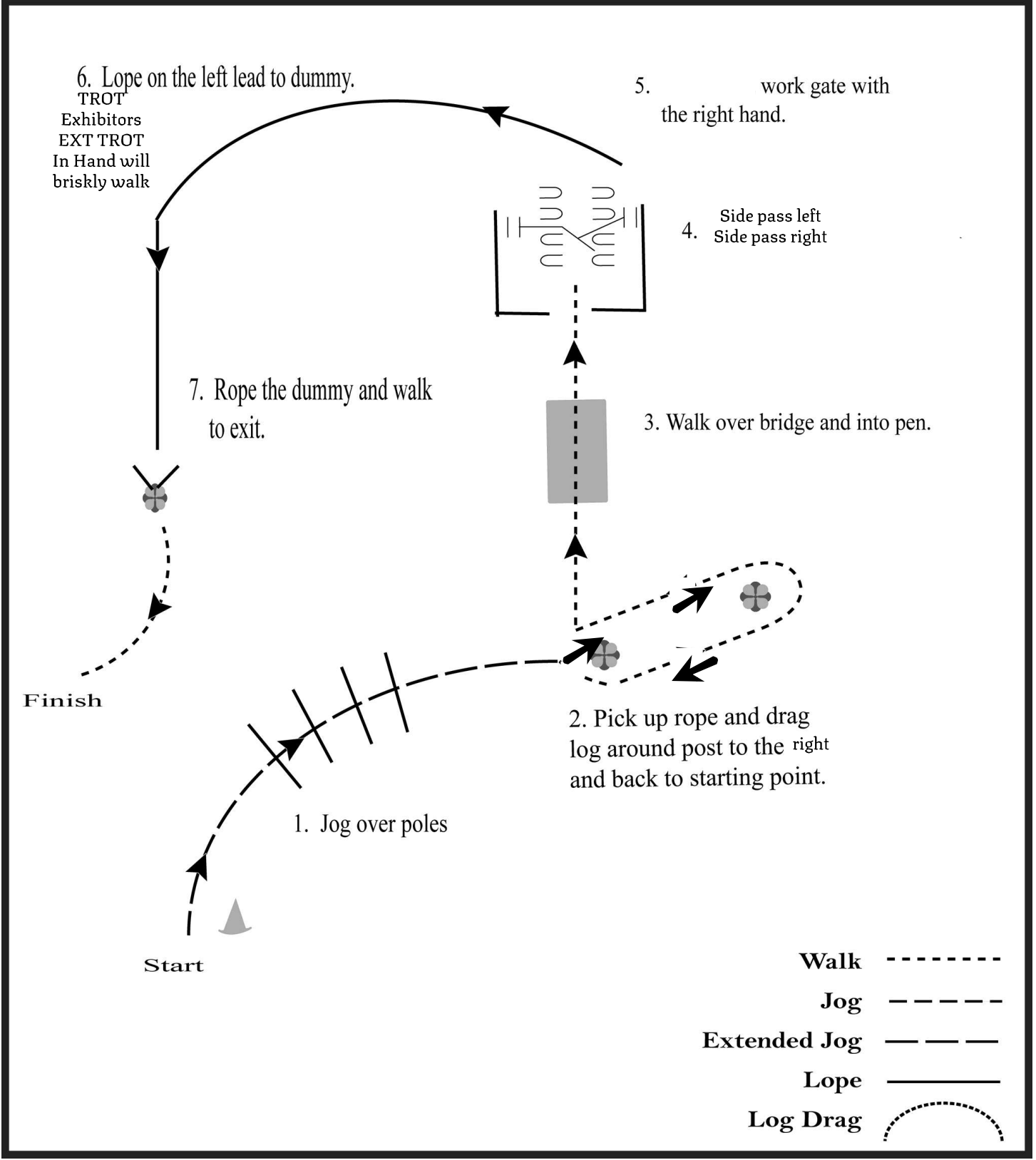
# Lets Go Show May

## Ranch Trail

Show Date: 05-22-2026

w w w . H o r s e S h o w P a t t e r n s . c o m

w w w . H o r s e S h o w P a t t e r n s . c o m



[RT/6]

Pattern Provided by:  
*Show Management*

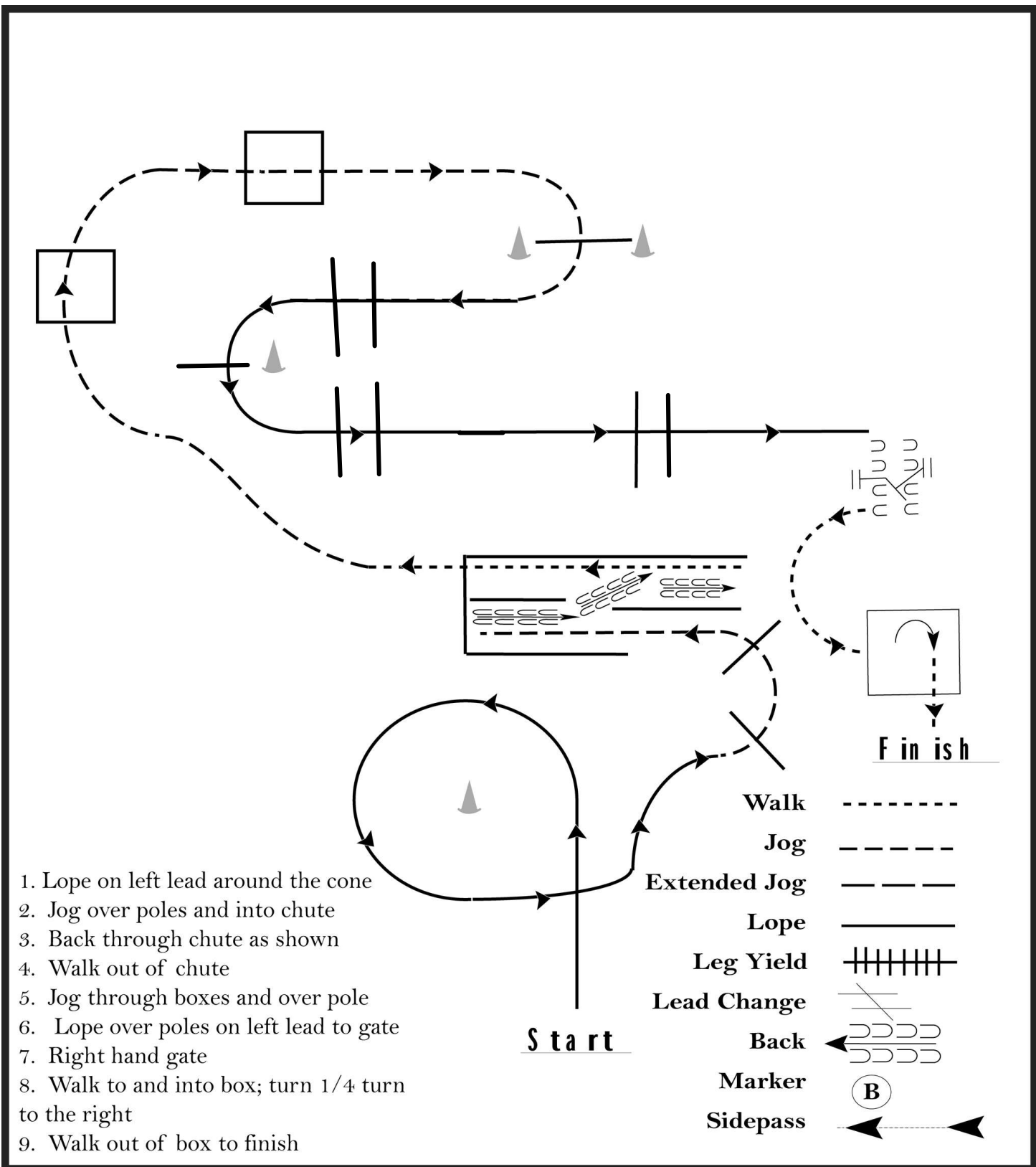
# Lets Go Show May

## Trail

Show Date: 05-22-2026

w w w . H o r s e S h o w P a t t e r n s . c o m

w w w . H o r s e S h o w P a t t e r n s . c o m



1. Lope on left lead around the cone
2. Jog over poles and into chute
3. Back through chute as shown
4. Walk out of chute
5. Jog through boxes and over pole
6. Lope over poles on left lead to gate
7. Right hand gate
8. Walk to and into box; turn 1/4 turn to the right
9. Walk out of box to finish

Start

Finish

Walk	-----
Jog	- - - - -
Extended Jog	— — — —
Lope	—————
Leg Yield	
Lead Change	— / —
Back	← ← ← ← ←
Marker	Ⓚ
Sidepass	← — — — — →

[T/1-10]

Pattern Provided by:  
*Show Management*

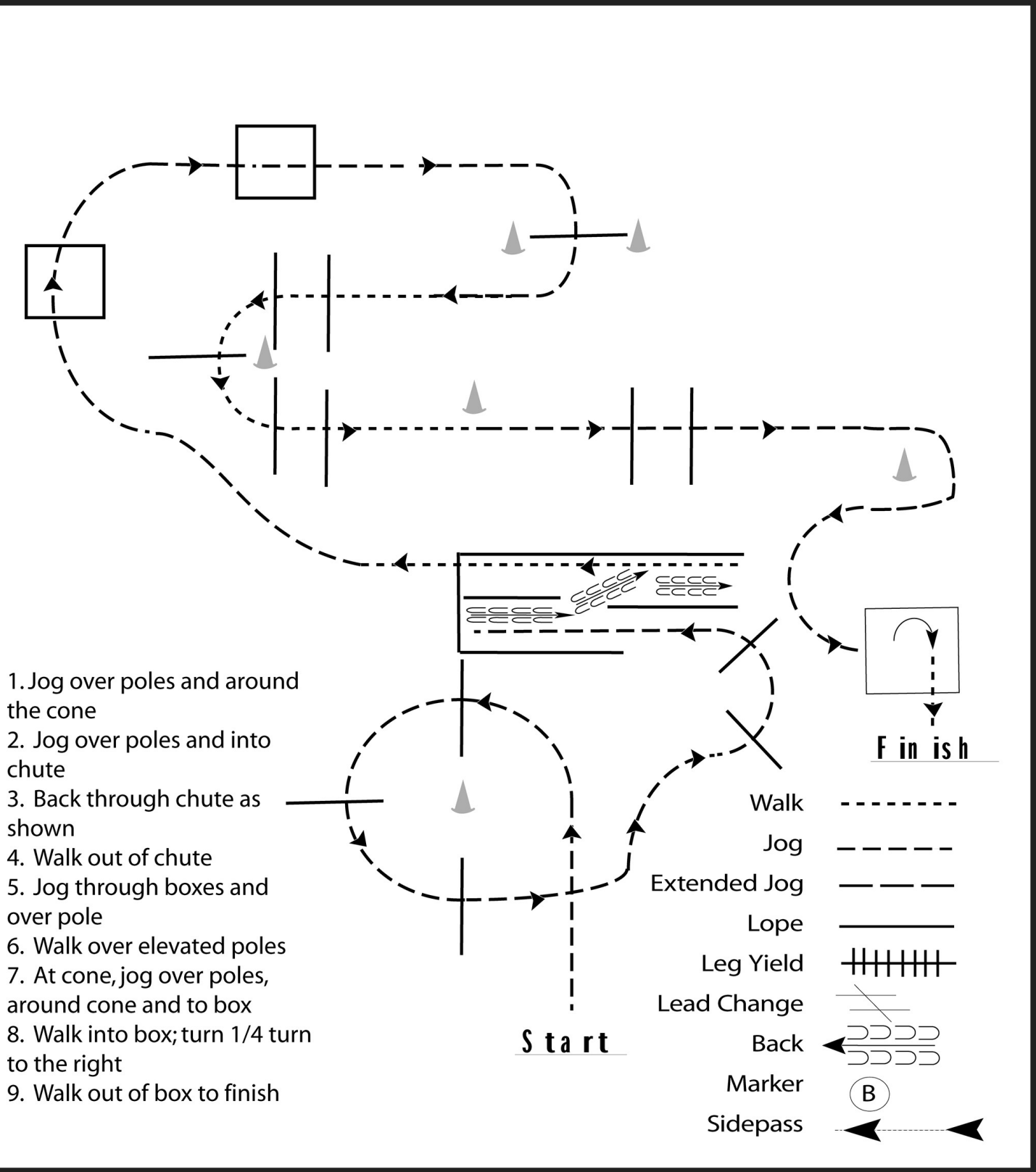
# Lets Go Show May

## WJ Trail

Show Date: 05-22-2026

w w w . H o r s e S h o w P a t t e r n s . c o m

w w w . H o r s e S h o w P a t t e r n s . c o m



1. Jog over poles and around the cone
2. Jog over poles and into chute
3. Back through chute as shown
4. Walk out of chute
5. Jog through boxes and over pole
6. Walk over elevated poles
7. At cone, jog over poles, around cone and to box
8. Walk into box; turn 1/4 turn to the right
9. Walk out of box to finish

Walk	-----
Jog	- - - - -
Extended Jog	— — — — —
Lope	—————
Leg Yield	
Lead Change	— / —
Back	← ← ← ← ←
Marker	(B)
Sidepass	← — — — — →

[T/WT-10]

Pattern Provided by:  
*Show Management*

# Lets Go Show May

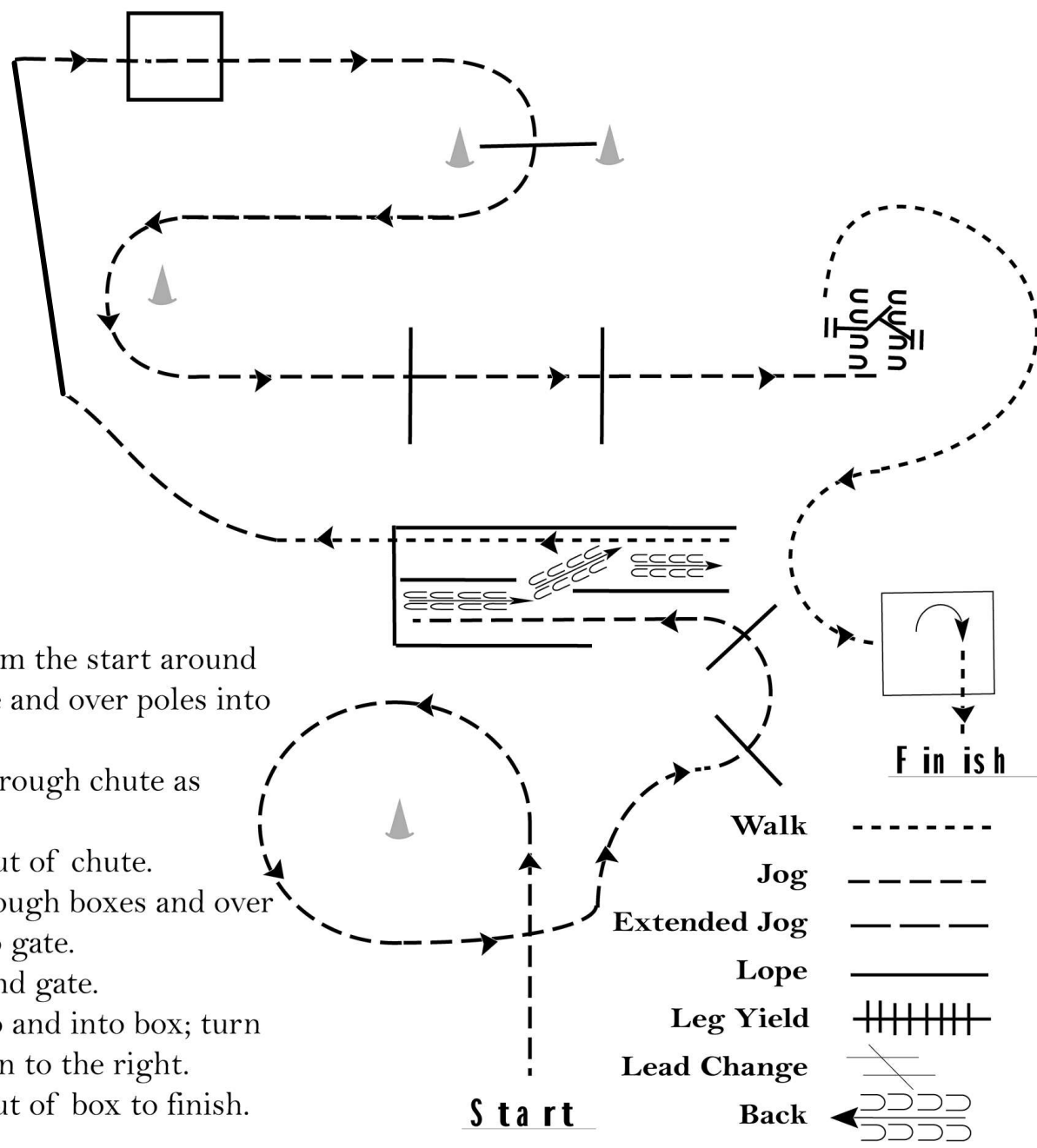
## In Hand Trail

Show Date: 05-22-2026

www.HorseShowPatterns.com

www.HorseShowPatterns.com

1. Walk from the start around the cone and over poles into chute.
2. Back through chute as shown.
3. Walk out of chute.
4. Jog through boxes and over poles to gate.
5. Left hand gate.
6. Walk to and into box; turn 1/4 turn to the right.
7. Walk out of box to finish.

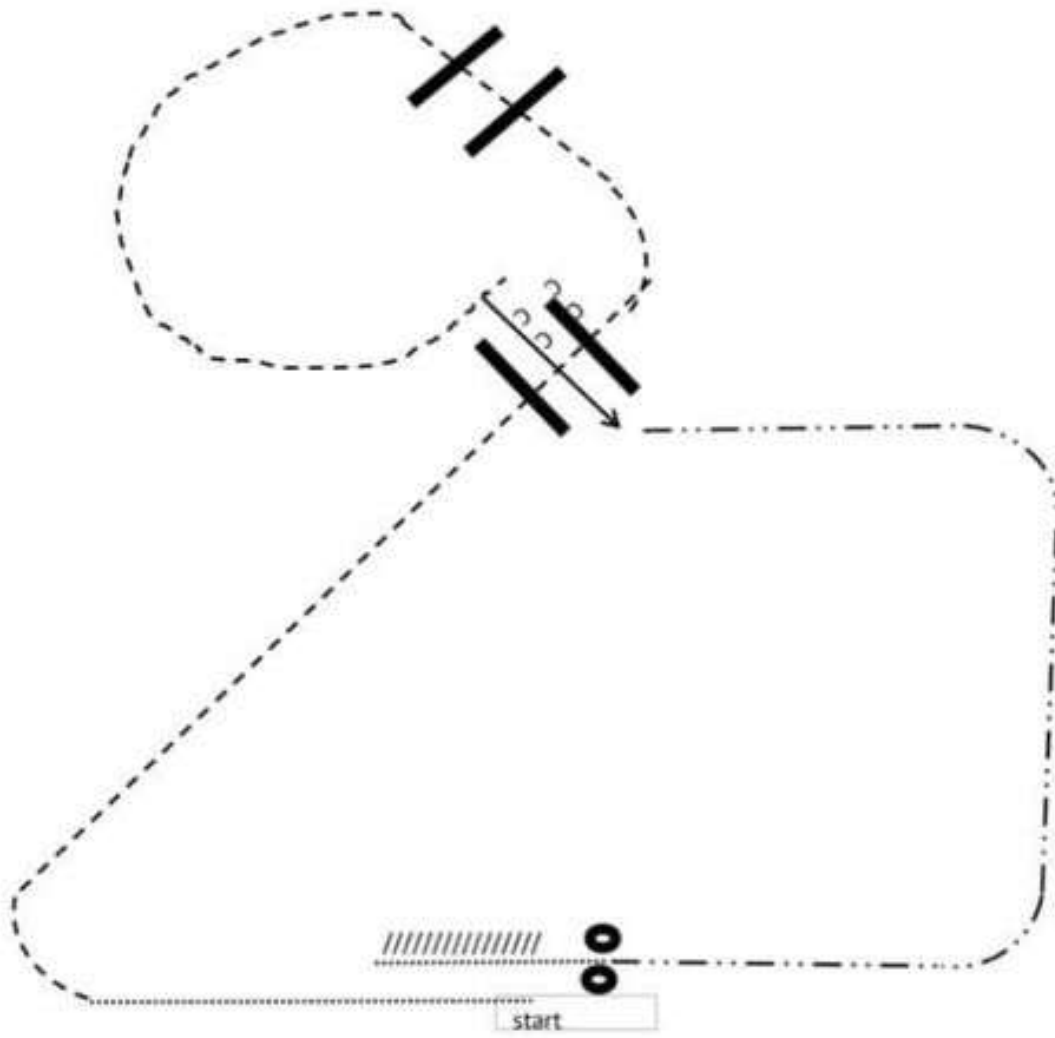


Walk	-----
Jog	- - - - -
Extended Jog	— — — — —
Lope	—————
Leg Yield	
Lead Change	— / —
Back	← ← ← ← ←
Marker	(B)
Sidepass	← — — — — →

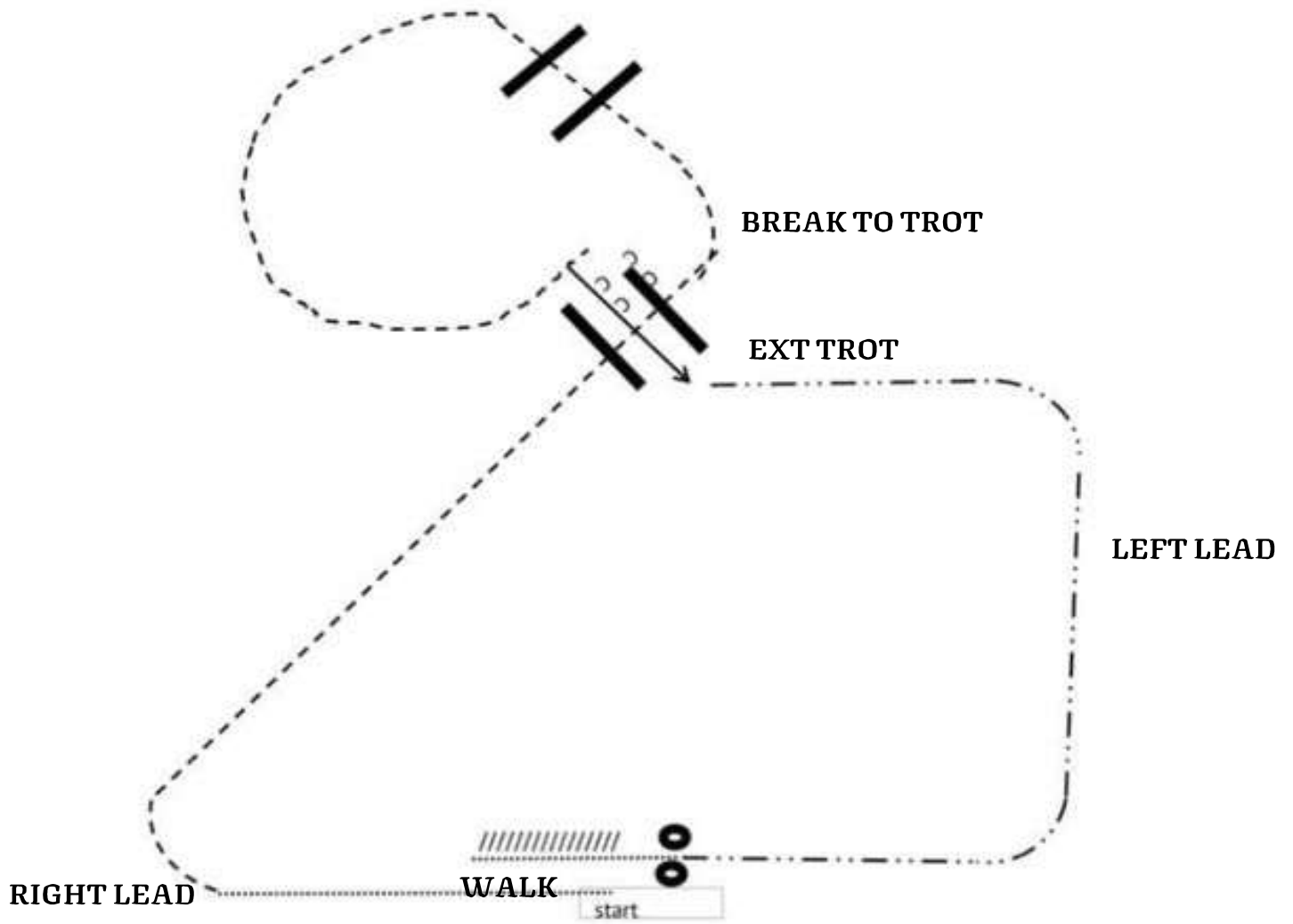
[T/1-8]

Pattern Provided by:  
*Show Management*

# WALK TROT RANCH RIDING



# RANCH RIDING



1. EXT WALK
2. RIGHT LEAD LOPE
3. TROT OVER RAILS
4. SIDEPASS RIGHT
5. EXT TROT THRU CORNER
6. LOPE LEFT LEAD
7. STOP/BACK
8. 360 EA WAY